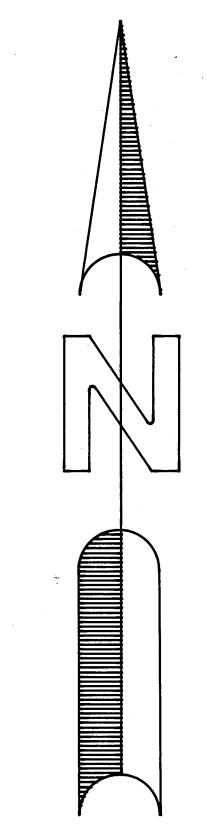


WATER DISTRIBUTION AND SANITARY SEWAGE COLLECTION PLAN FOR HERITAGE VILLAGE

REVISIONS	DATE	BY	CHK'D
Rev. 2 1/2" W.M. to 4"	9-19-86	LW	
Rev. For City of W.P.B.	10-1-86	T.S.	
Rev. For P.B.C.H. Health Dept.	10-17-86	T.S.	
Added Flange Grade	11-14-86	FF	
Rev. Fire Line Location	11-14-86	TS	
Rev. Recreation Area	1-9-88	RC	

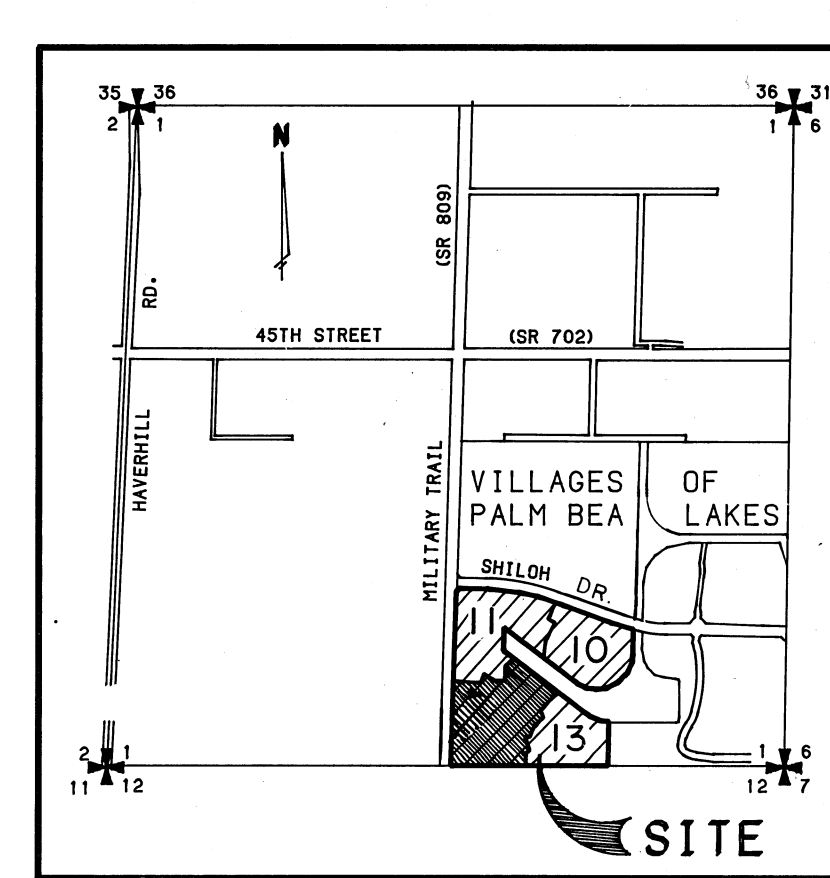
SCALE: 1"=40'
 DATE: SEPT, 1986
 BY: Mary
 CK'D: JLD
 F.B. PG.
 JOB NO.: 86-168

LAWSON, NOBLE & ASSOCIATES, INC.
 ENGINEERS PLANNERS TESTING SURVEYORS
 1501 CORPORATE DRIVE SUITE 150
 BOYNTON BEACH, FLORIDA 33435 PH: (305) 736-9944



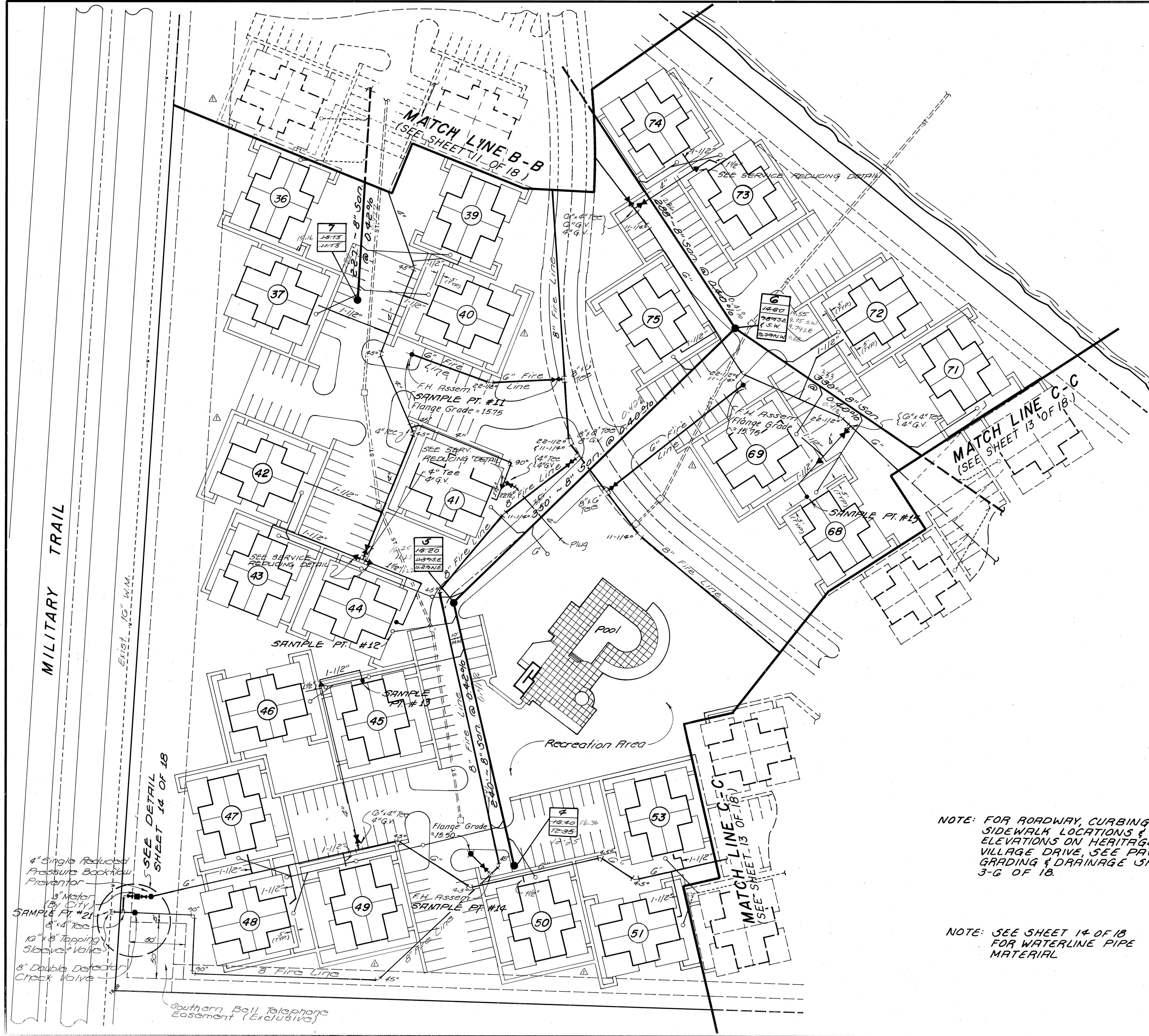
LEGEND

- WATER MAIN WITH FIRE HYDRANT AND GATE VALVE
- WATER MAIN WITH BENDS
- CONSTRUCT WATER MAIN UNDER SANITARY SEWER MAIN. WATER MAIN OR STORM SEWER. THE ABSENCE OF THIS SYMBOL MEANS TO CONSTRUCT OVER.
- SANITARY SEWER LINE WITH MANHOLE AND NUMBER
- EX. SANITARY SEWER LINE WITH MANHOLE
- STORM SEWER WITH CATCH BASIN
- PVC SANITARY SEWAGE SERVICE W/ CLEANOUT
- 4" DIP WATER SERVICE W/ 3" METER
- EXISTING WATER MAIN
- EXISTING GRAVITY SANITARY SEWER
- EXISTING FORCE MAIN
- TYPICAL BUILDING NO.
- SAMPLE POINT



LOCATION MAP SECTION 1-43S-42E

Z09F16803
 SHEET 12 OF 18



NOTE: FOR ROADWAY, CURBING & SIDEWALK LOCATIONS & ELEVATIONS ON HERITAGE VILLAGE DRIVE, SEE PAVING, GRADING & DRAINAGE SHEETS 3-G OF 18.

NOTE: SEE SHEET 14 OF 18 FOR WATERLINE PIPE MATERIAL

4" Single Reduced Pressure Backflow Preventor
 3" Meter (By City)
 SAMPLE PT. #21
 8" x 4" Tee
 18" x 8" Tapping Sleeve Valve
 8" Double Deflector Check Valve

SEE DETAIL SHEET 14 OF 18

Southern Bell Telephone Easement (Exclusive)

MILITARY TRAIL

EXIST. 10" W.M.